

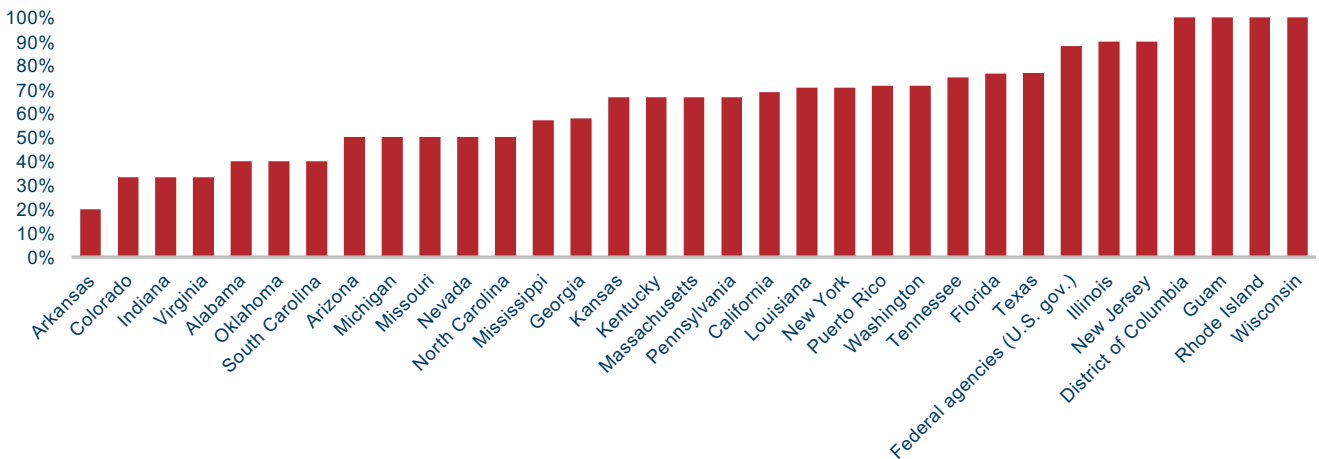


Line of Duty Deaths Due to COVID-19

An analysis of the line of duty deaths (LODD) based on data compiled by the Officer Down Memorial Page (ODMP) found that COVID-19 killed 221 law enforcement officers in the line of duty from March through December 2020.* This represented 68% or more of all the LODDs in 29 states, two territories, and the District of Columbia. A majority of these officers were 50 years of age or older, in line with general population trends. As of February 15, 2021, ODMP recorded 346 total LODDs in 2020, a 131% increase from the previous year – COVID-19 being the single highest cause of 2020 LODDs.

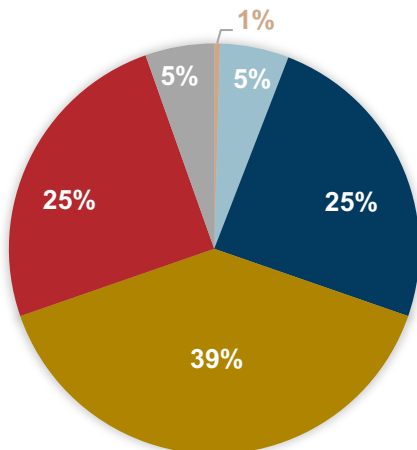
ODMP's numbers are based on public submissions to their page, which are evaluated against their criteria for inclusion using information compiled from user submissions, media accounts, and correspondence with the officer's agency. These statistics include any law enforcement officer who dies as a result of COVID-19 as a direct result of the officer's law enforcement duties.

COVID-19 LODDs as a percentage of total LODDs by state



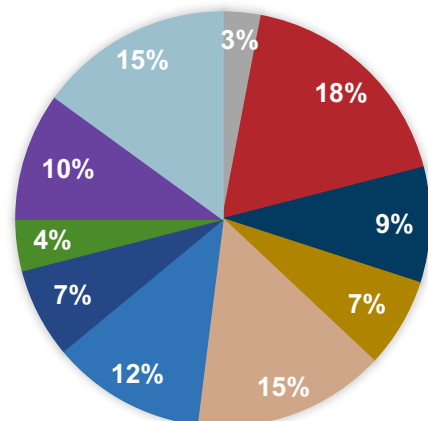
COVID-19 LODDs by age group

20-20 30-39 40-49 50-59 ≥60 Not available



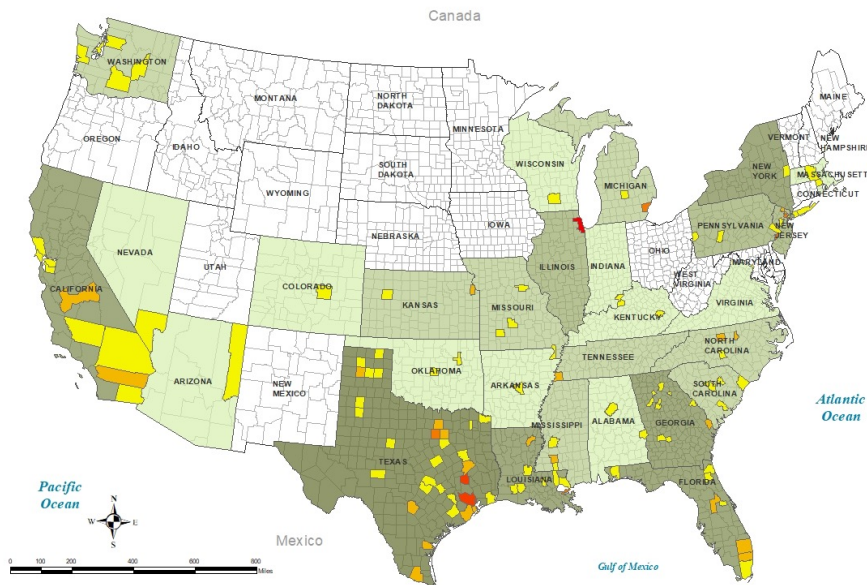
COVID-19 LODDs by month (2020)

Mar Apr May Jun Jul Aug Sep Oct Nov Dec



*ODMP data accessed February 15, 2021. This information is subject to revision due to ongoing evaluation of COVID-19 associated LODDs and may differ from local agency LODD data.

Map of COVID-19 LODDs**



Legend

COVID-19 LODD counties

- Counties with 1 COVID-19 LODD
- Counties with 2-3 COVID-19 LODDs
- Counties with 4-5 COVID-19 LODDs
- Counties with 6-7 COVID-19 LODDs
- Counties with 8-9 COVID-19 LODDs

COVID-19 LODD states

- States with 1-2 COVID-19 LODDs
- States with 3-5 COVID-19 LODDs
- States with 6-9 COVID-19 LODDs
- States with 10-13 COVID-19 LODDs
- States with 14-56 COVID-19 LODDs

**Map includes available state and county level information regardless of agency type. ODMF LODD data includes law enforcement, correctional, and detention officers. Hawaii and Alaska did not report any COVID-19 deaths for 2020 and therefore are not included on this map.

Top 8 states	COVID-19 LODDs	Total LODDs
Texas	56	73
Federal agencies (U.S. gov.)	22	25
Florida	13	17
Louisiana	12	17
New York	12	17
Georgia	11	19
California	11	16
Illinois	9	10

Top 5 counties	State	# COVID-19 LODDs
Cook	Illinois	9
New York	New York	8
Harris	Texas	7
Walker	Texas	5
Essex	New Jersey	5

Additional Resources

Access the following resources for more information for law enforcement agencies on responding to COVID-19 and supporting employee health and resiliency.

- [National Police Foundation COVID-19 Resources for Law Enforcement](#)
- [CRI-TAC Fact Sheet on Law Enforcement Officer Exposure to COVID-19](#)
- [National Police Foundation Real Time COVID-19 Law Enforcement Impact Situational Awareness Dashboard](#)
- [CRI-TAC Law Enforcement Officer Sickness from COVID-19](#)
- [IACP Law Enforcement Information on COVID-19](#)
- [CRI-TAC Officer Wellness and Resiliency During the COVID-19 Pandemic](#)
- [IACP Public Safety Officer's Benefits Program](#)
- [CRI-TAC COVID-19 Library of Resources](#)



This project was supported, in whole or in part, by cooperative agreement number 2017-CR-WX-K001 awarded by the U.S. Department of Justice, Office of Community Oriented Policing Services. The opinions contained herein are those of author(s) or contributor(s) and do not necessarily represent the official position of policies of the U.S. Department of Justice. References to specific individuals, agencies, companies, products, or services should not be considered an endorsement by the author(s) or the U.S. Department of Justice. Rather, the references are illustrations to supplement discussion of the issues.